

Scaled data based on original data using
LM-79-08 Approved Method: Electrical and Photometric Measurements of Solid-
State Lighting Products

Test Report Prepared for
Cooper Lighting Solutions
(formerly Eaton)

Brand: INVUE

Report Number: P140419

Luminaire Tested: **ECM-E01-LED-E1-5WQ-7030**

Issue Date: 03/03/2020

Test Information

Test Method: LM-79-08
Report Number: P140419
REPORT IS SCALED FROM IESNA LM-79-08 TEST DATA (P33687)
Test Lab: INNOVATION CENTER-P3
Issue Date: 03/03/2020
Manufacturer: COOPER LIGHTING SOLUTIONS (FORMERLY EATON)
Product Line: INVUE
Catalog Number: ECM-E01-LED-E1-5WQ-7030
Description: EPIC CLASSICAL MEDIUM DECORATIVE LED LUMINAIRE
(1) LIGHTBARS WITH AccuLED OPTICS - TYPE 5 SQUARE WIDE
Light Source: (21) 3000K CCT, 70 CRI LEDs
Ballast/Driver: -

Summary

Lumens per Lamp: N/A
Luminaire Lumens: 2728.5 lumens
Efficiency: N/A
Efficacy: 110.5 lumens/watt
Luminous Opening: Rectangular (W 0.17' x L: 1' x H: 0')
IES Classification: Type V - Short - Semi-Cutoff
BUG Rating: B2 - U0 - G1

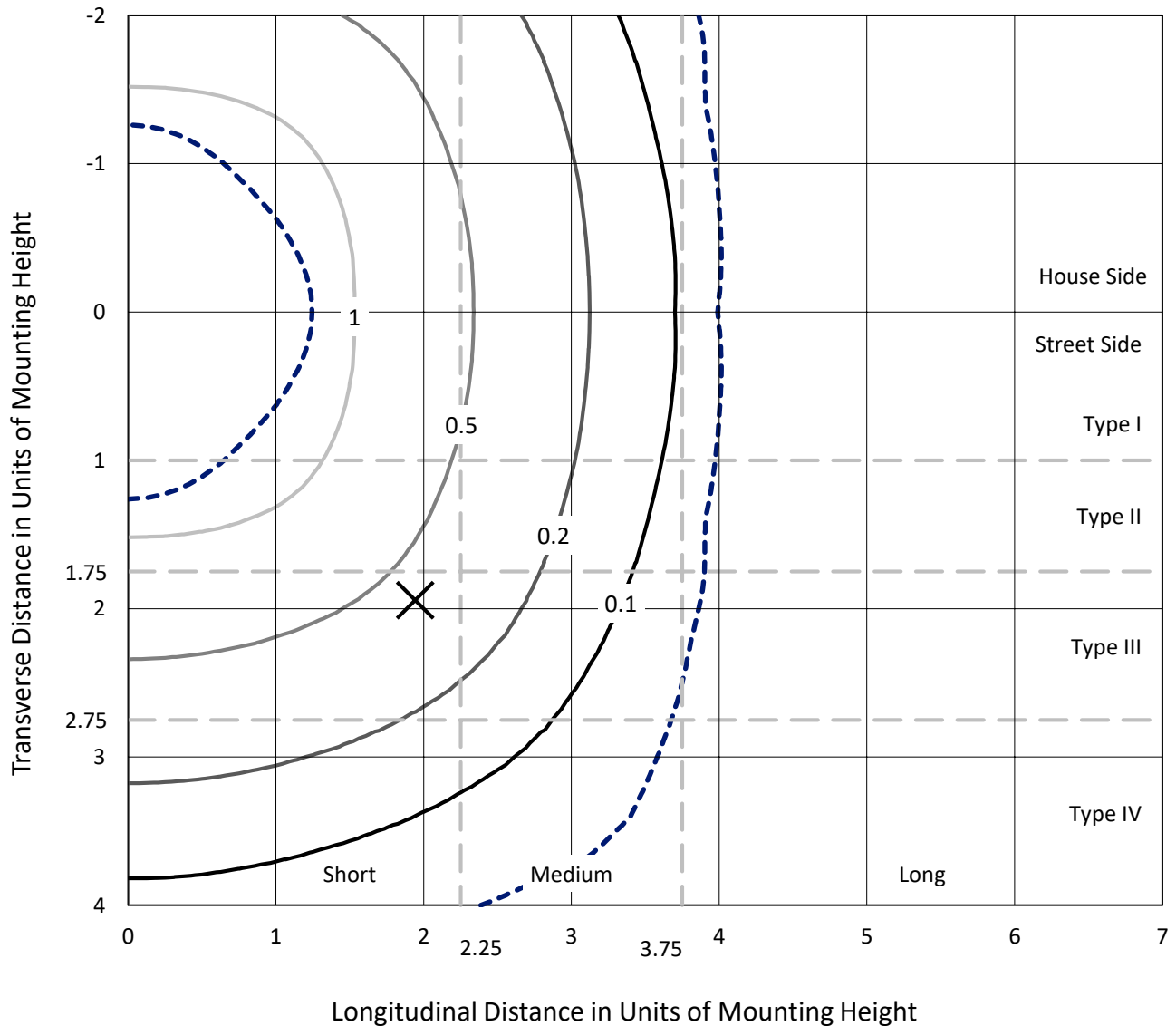
Input Watts (W): 24.7
Input Voltage (V): NR
Input Current (Ain): NR
Voltage Rise (V): NR
Power Factor: NR
Total Harmonic Distortion (THDi): NR
Frequency (hertz): 60
Stabilization Time: NR
Operation Time: NR
Ambient Temperature (°C): NR
Test Distance: 25 FT



REPORT NUMBER: P140419
 CATALOG NUMBER: ECM-E01-LED-E1-5WQ-7030

Iso-Footcandle Lines of Horizontal Illumination

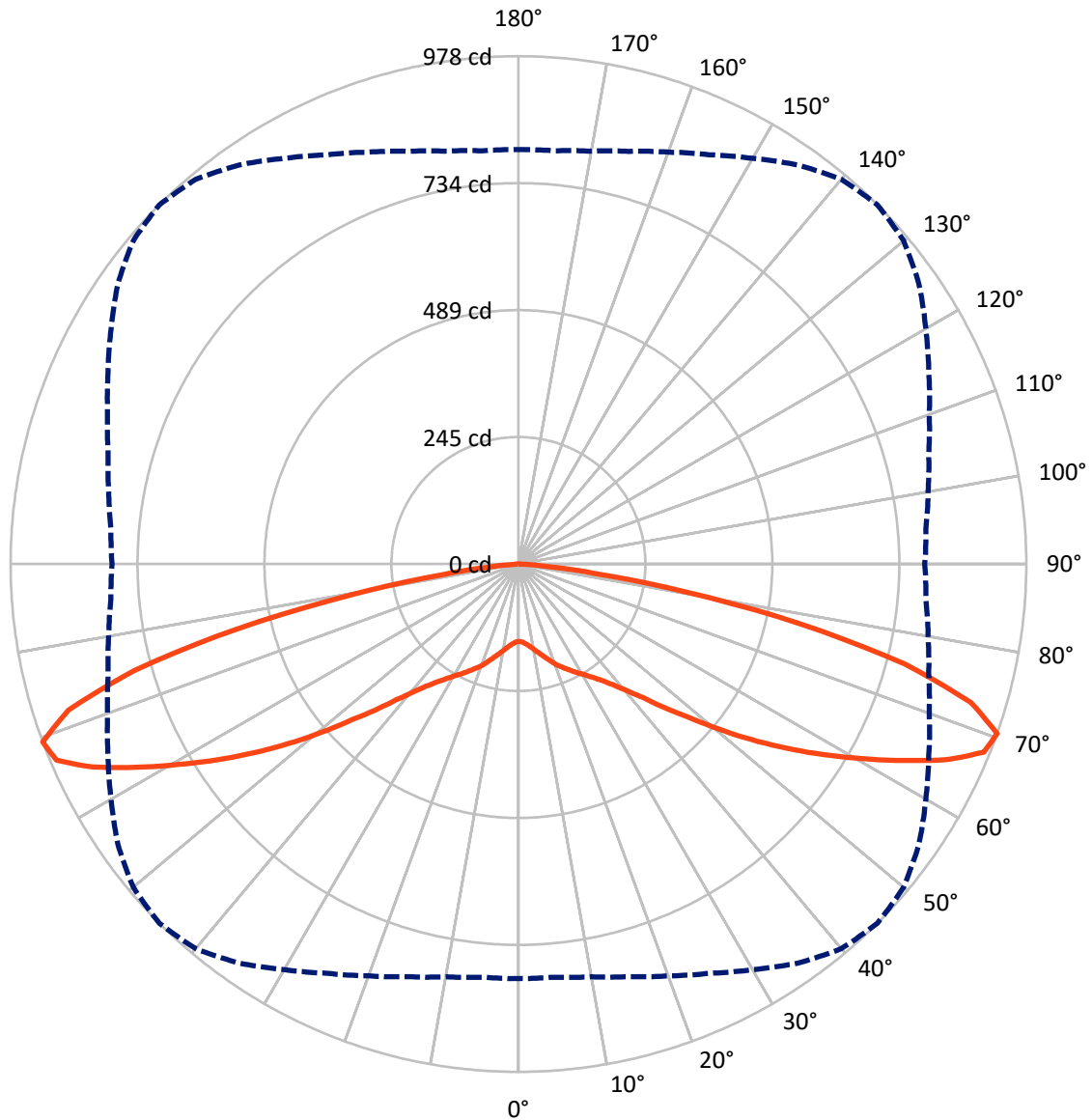
✕ Max cd
 - - - 1/2 Max cd



Based on 10 foot mounting height. Maximum calculated value = 1.7 fc
 Type V - Short - Semi-Cutoff

REPORT NUMBER: P140419
CATALOG NUMBER: ECM-E01-LED-E1-5WQ-7030

Luminous Intensity Polar Plot



— Vertical Plane Through 45-Deg Lateral - - - Horizontal Cone Through 70-Deg Vertical

REPORT NUMBER: P140419

CATALOG NUMBER: ECM-E01-LED-E1-5WQ-7030

FLUX DISTRIBUTION:

		Downward	Upward	Total
House Side	Lumens	1364.2	0.0	1364.2
	% Fixture	50.0	0.0	50.0
Street Side	Lumens	1364.2	0.0	1364.2
	% Fixture	50.0	0.0	50.0
Total	Lumens	2728.5	0.0	2728.5
	% Fixture	100.0	0.0	100.0

Coefficient of Utilization

ZONAL LUMENS:

Zone	Lumens	% Fixture
0°-10°	15.1	0.6
10°-20°	52.8	1.9
20°-30°	103.8	3.8
30°-40°	171.8	6.3
40°-50°	300.7	11.0
50°-60°	536.3	19.7
60°-70°	828.0	30.3
70°-80°	655.4	24.0
80°-90°	64.5	2.4
90°-100°	0.0	0.0
100°-110°	0.0	0.0
110°-120°	0.0	0.0
120°-130°	0.0	0.0
130°-140°	0.0	0.0
140°-150°	0.0	0.0
150°-160°	0.0	0.0
160°-170°	0.0	0.0
170°-180°	0.0	0.0
0°-90°	2728.5	100.0
0°-180°	2728.5	100.0



REPORT NUMBER: P140419

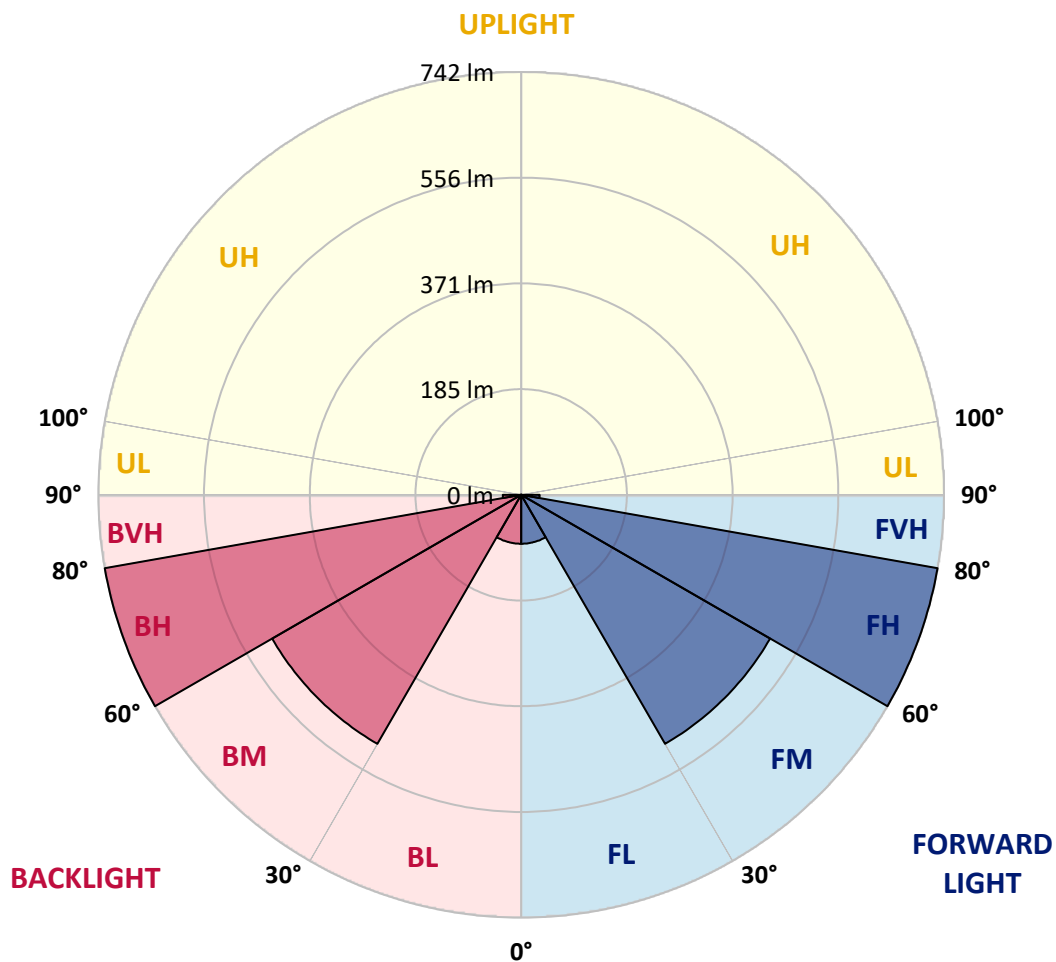
CATALOG NUMBER: ECM-E01-LED-E1-5WQ-7030

LUMINAIRE CLASSIFICATION SYSTEM LUMEN TABLE AND BUG RATING:

Zone		Lumens	% Fixture	Zone Rating/Lumen Limit		
				B	U	G
FL	(0°-30°)	85.9	3.1			
FM	(30°-60°)	504.4	18.5			
FH	(60°-80°)	741.7	27.2			G1/1800
FVH	(80°-90°)	32.2	1.2			G1/100
BL	(0°-30°)	85.9	3.1	B0/110		
BM	(30°-60°)	504.4	18.5	B1/1000		
BH	(60°-80°)	741.7	27.2	B2/1000		G1/1800
BVH	(80°-90°)	32.2	1.2			G1/100
UL	(90°-100°)	0.0	0.0		U0/0	
UH	(100°-180°)	0.0	0.0		U0/0	

BUG Rating: B2-U0-G1

Type V Short



REPORT NUMBER: P140419

CATALOG NUMBER: ECM-E01-LED-E1-5WQ-7030

CANDELA DISTRIBUTION (FULL):

	0°	5°	10°	15°	20°	25°	30°	35°	40°	45°	50°
0°	149.2	149.2	149.2	149.2	149.2	149.2	149.2	149.2	149.2	149.2	149.2
2.5°	151.0	151.0	150.7	150.7	150.7	150.7	150.4	150.4	150.7	150.4	150.4
5°	154.7	155.0	155.0	154.7	154.7	154.7	154.7	154.7	155.0	154.7	154.7
7.5°	160.1	160.4	160.4	160.1	160.1	160.1	160.1	160.1	160.4	160.4	159.8
10°	166.8	167.1	167.1	166.8	166.8	167.1	167.1	167.1	167.4	167.4	167.1
12.5°	174.8	175.1	175.4	175.1	175.4	175.4	175.7	176.0	176.0	176.0	175.4
15°	183.9	184.8	184.2	184.2	184.5	184.8	184.8	185.7	185.4	185.1	184.8
17.5°	194.5	194.2	194.2	194.5	194.8	194.5	194.8	195.8	195.5	195.2	194.8
20°	204.6	204.6	204.6	204.3	204.9	204.9	205.2	205.5	205.5	206.1	205.2
22.5°	214.3	214.3	214.0	214.0	214.6	214.6	215.2	215.9	215.9	215.9	215.2
25°	223.5	223.5	223.8	223.5	223.8	224.1	224.7	225.3	225.6	225.6	225.6
27.5°	231.7	232.6	232.3	232.6	233.2	233.8	234.4	235.3	235.9	236.3	235.3
30°	242.0	242.0	241.7	242.0	242.6	243.6	244.8	246.3	246.3	246.6	246.6
32.5°	253.0	253.3	252.7	253.3	254.2	255.4	256.7	257.9	258.5	259.7	259.4
35°	267.3	266.4	266.7	267.6	268.2	269.4	271.0	273.1	274.3	274.9	274.3
37.5°	283.7	283.4	284.1	284.1	286.2	287.4	290.1	292.0	292.9	294.4	293.8
40°	304.5	305.7	306.0	306.9	308.1	310.5	313.6	316.6	318.5	319.7	320.0
42.5°	332.5	333.1	331.9	335.2	338.5	340.1	343.7	348.0	350.7	351.6	351.9
45°	366.9	366.9	368.7	370.8	375.1	378.1	382.1	389.1	391.5	394.9	394.9
47.5°	408.0	409.2	409.2	414.1	417.4	423.5	431.1	436.9	442.1	440.5	445.7
50°	455.5	456.4	459.7	462.5	468.2	475.2	482.2	490.8	498.4	499.3	500.2
52.5°	505.1	506.3	509.0	515.4	522.4	530.4	543.1	550.4	557.8	561.7	561.1
55°	562.0	561.4	566.0	570.8	581.2	591.9	602.5	612.9	620.5	625.9	625.6
57.5°	621.7	623.8	629.0	635.1	643.9	653.3	666.1	676.5	689.0	692.3	687.4
60°	691.1	689.0	694.1	703.6	711.5	723.7	734.9	748.3	757.2	761.1	759.6
62.5°	762.0	760.2	764.2	776.3	785.8	794.6	810.1	824.8	832.1	833.6	830.8
65°	814.1	814.7	821.1	831.8	846.7	860.1	877.4	895.1	906.7	908.5	902.4
67.5°	826.3	827.5	836.3	850.0	868.6	890.8	916.7	942.9	962.7	966.9	958.1
70°	798.3	798.9	807.4	822.9	844.2	869.8	902.1	938.3	967.2	978.2	968.5
72.5°	740.7	743.2	750.2	763.3	780.0	805.3	836.3	868.6	897.2	911.2	911.2
75°	636.9	642.4	645.7	650.0	664.6	685.0	710.3	735.9	761.1	769.0	746.8
77.5°	454.5	445.4	447.5	471.3	467.9	491.1	519.1	537.4	559.9	556.5	524.6
80°	208.5	203.4	215.2	231.1	251.2	266.7	296.8	299.9	325.8	327.3	304.1
82.5°	41.7	43.8	52.4	64.5	80.4	97.7	113.6	127.0	144.6	148.0	137.3
85°	13.1	14.3	18.0	19.8	20.7	23.7	27.1	36.5	42.0	43.5	40.8
87.5°	2.7	4.3	7.0	7.9	8.2	7.9	7.9	7.6	6.1	4.9	5.8
90°	0.0	0.0	0.0	0.0	0.0	0.0	0.0	0.0	0.0	0.0	0.0



REPORT NUMBER: P140419
 CATALOG NUMBER: ECM-E01-LED-E1-5WQ-7030

CANDELA DISTRIBUTION (continued):

	55°	60°	65°	70°	75°	80°	85°	90°
0°	149.2	149.2	149.2	149.2	149.2	149.2	149.2	149.2
2.5°	150.1	150.1	150.4	150.4	150.4	150.1	149.8	150.1
5°	154.4	154.4	154.4	154.4	153.7	153.7	153.4	153.4
7.5°	159.8	159.5	159.5	159.2	158.9	158.9	158.6	158.9
10°	167.1	166.5	166.2	165.9	165.6	165.6	165.3	165.0
12.5°	175.1	174.8	174.4	173.8	173.5	172.9	172.9	172.9
15°	184.2	183.9	183.6	182.7	182.7	181.8	182.1	182.1
17.5°	194.2	193.6	192.7	192.4	192.1	191.2	191.2	191.2
20°	204.6	203.4	202.8	202.2	202.2	201.2	200.9	200.9
22.5°	214.6	213.4	212.2	211.6	211.0	210.7	210.1	209.8
25°	224.7	223.5	222.2	221.3	220.1	219.5	218.9	218.9
27.5°	234.7	233.5	231.7	230.5	229.3	228.0	227.4	227.7
30°	245.1	243.9	242.0	240.5	239.0	237.8	237.2	236.9
32.5°	258.2	256.7	254.5	253.0	250.3	249.0	248.4	248.7
35°	273.4	271.3	269.7	267.3	265.2	263.7	262.7	262.7
37.5°	292.9	291.1	289.5	287.1	284.1	282.2	281.0	281.9
40°	318.2	316.6	313.6	309.9	307.5	306.0	304.8	305.1
42.5°	350.4	347.4	344.6	342.5	338.9	336.7	333.4	334.6
45°	391.2	387.9	385.1	381.8	378.4	374.2	373.0	370.5
47.5°	440.5	438.1	432.0	429.0	424.7	418.6	415.6	413.1
50°	495.0	490.5	486.2	478.6	473.7	466.7	464.0	463.1
52.5°	556.5	548.9	541.9	534.9	525.2	518.5	513.0	514.2
55°	617.4	608.6	598.5	590.9	583.3	575.1	569.3	566.0
57.5°	681.7	671.9	661.3	650.3	643.9	634.2	630.5	628.7
60°	747.7	738.9	728.2	718.2	709.4	698.1	692.0	689.6
62.5°	820.8	808.6	795.8	783.4	773.6	765.4	759.0	754.7
65°	888.1	871.3	858.2	842.4	831.8	819.9	812.0	810.4
67.5°	938.3	912.4	889.6	869.2	852.8	838.2	828.1	824.1
70°	941.7	906.0	872.2	842.1	818.1	801.3	787.9	782.7
72.5°	876.5	832.4	786.7	757.2	731.6	708.5	699.0	696.9
75°	713.0	676.2	638.1	604.6	587.0	575.4	567.5	555.9
77.5°	495.3	461.5	441.1	403.7	397.0	387.6	379.6	372.0
80°	277.4	247.8	225.0	201.5	187.2	179.3	171.1	166.5
82.5°	124.5	102.3	81.3	63.0	52.1	41.1	30.7	32.6
85°	31.1	26.2	20.1	16.7	15.2	14.0	11.3	10.0
87.5°	5.8	5.5	4.9	4.9	5.2	4.3	2.4	2.1
90°	0.0	0.0	0.0	0.0	0.0	0.0	0.0	0.0

(END OF REPORT)